

# MSA Carcase Competition Model



## Contents

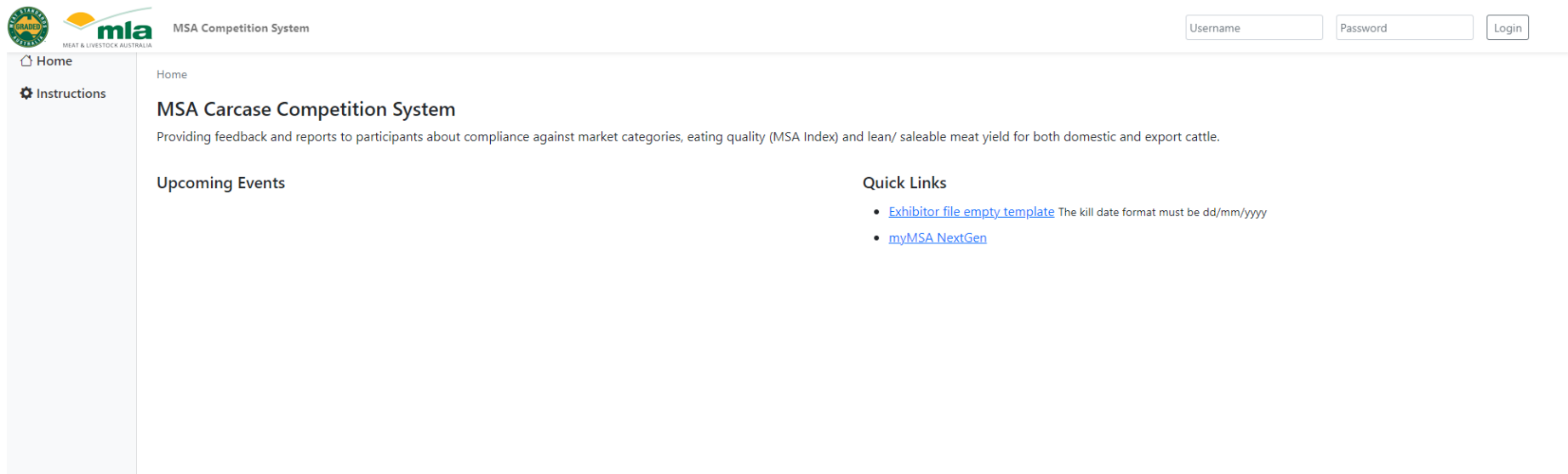
<b>1. Carcase Competition Overview</b> .....	<b>2</b>
<b>1.1 Access &amp; Logging In</b> .....	<b>2</b>
<b>1.2 Home Page</b> .....	<b>3</b>
<b>1.3 Competition List</b> .....	<b>3</b>
<b>1.4 Competition Details</b> .....	<b>4</b>
<b>1.5 Look Up Chart</b> .....	<b>5</b>
<b>1.6 Exhibitors</b> .....	<b>6</b>
<b>1.7 Grading Data</b> .....	<b>7</b>
<b>1.8 Calculations</b> .....	<b>8</b>
<b>1.9 Reporting</b> .....	<b>9</b>
<b>1.10 Instructions</b> .....	<b>10</b>
<b>2. Using the model</b> .....	<b>11</b>
<b>2.1 Step 1 (Select Competition, Double check the details &amp; competition rules)</b> .....	<b>11</b>
<b>2.2 Step 2 (Input of Exhibitor data)</b> .....	<b>14</b>
<b>2.2.1 Manual Data Entry</b> .....	<b>15</b>
<b>2.2.2 Excel converted to CSV. File Upload</b> .....	<b>16</b>
<b>2.3 Step 3 (Uploading Grading data)</b> .....	<b>19</b>
<b>2.4 Step 4 (Calculating Results)</b> .....	<b>20</b>
<b>2.5 Step 5 (Quick check points)</b> .....	<b>20</b>
<b>2.6 Step 6 (Generating Reports)</b> .....	<b>21</b>
<b>3.0 MSA Eligibility for Competition Cattle</b> .....	<b>23</b>

# 1. Carcase Competition Overview

## 1.1 Access & Logging In

The Competition model is accessed by web & can be easily opened by following the below hyperlink.  
Link: <https://msa-status.com.au/competition/index.php>

Log in using Username and Password that MSA personnel provided.



The screenshot shows the MSA Competition System login page. At the top right, there are three input fields: 'Username', 'Password', and 'Login'. The main content area is titled 'MSA Carcase Competition System' and includes a description: 'Providing feedback and reports to participants about compliance against market categories, eating quality (MSA Index) and lean/ saleable meat yield for both domestic and export cattle.' Below this, there are sections for 'Upcoming Events' and 'Quick Links'. The 'Quick Links' section contains two items: 'Exhibitor file empty template' with a note 'The kill date format must be dd/mm/yyyy' and 'myMSA NextGen'. A left-hand navigation menu contains 'Home' and 'Instructions'.

Note: If your username or password is forgotten please contact MSA Enquiries for them to be reset.

## 1.2 Home Page

MSA Competition System

Home

MSA Carcase Competition System

Providing feedback and reports to participants about compliance against market categories, eating quality (MSA Index) and lean/ saleable meat yield for both domestic and export cattle.

Upcoming Events

01 Jun 2023 Test Competition 1

Quick Links

- [Exhibitor file empty template](#) The kill date format must be dd/mm/yyyy
- [myMSA NextGen](#)

New User / User Logout

You will notice that there are minimal options to explore until a competition is selected from the Competition List.

## 1.3 Competition List

MSA Competition System



Home

MSA Competition System

Count	Competition GUID	Short Title	Comp Type	Date	Exhibitors planned	Head planned	Exhibitors Actual	Exhibitors Head Actual	Head Actual	Duplicate Exhib	Duplicate Grading	Matched Exhib	Unmatched Exhib	Matched Grading	Unmatched Grading	Edit
1	48887f64-40a0-1a29-6608-35d6707d6848	Test Competition 1	Individual	Thu, 01 Jun 23	0	0	0	0	0	0	0	0		0		

New User / User Logout

# 1.4 Competition Details

MSA Competition System - Test Competition 1| New User / User Logout

[Home](#) / [Competition Details - Test Competition 1](#)

## Competition Details

Competition full name (250)  
Test Competition 1

Short Title (100) Date (yyyy-mm-dd) Actual No. of Exhibitors Actual No. of Head  
Test Competition 1 2023-06-01 0 0

Report Title Report Sub Title  
Test Competition 1 Test Competition 1

Exhibitor CSV or manual Pen or Individual Animal based Competition Hide Competition (Be careful hiding a comp as an email request is required for recovery)  
CSV upload Individual Animal Competition Visible

Eating Quality

MSA/EQ Points EQ Points Total  
45 45

Market Specifications

P8 points RFT points MC points FC points EFDS points Market Specification Total Points  
10 + 10 + 5 + 0 + 0 = 25

LMY/SMY

EMA points SMY/LMY points LMY/SMY Point Total  
30 + 0 = 30

MSA Information © 2011 MLA Primary Defini...

## 1.5 Look Up Chart

Used for reviewing classes, rules and point allocation.

# MSA Competition System - Rules and Export Report

## Test Competition 1



[Download PDF](#) [Attribute Glossary](#)

Meat Colour Points and Penalties																															
Score			1A	1B	1C	2	3	4	5	6	7																				
Class 1 - Single Steer or Heifer 300-370kg LW			5	5	5	5	5	4	2	0	0																				
Class 2 - Single Steer or Heifer 371-440kg LW			5	5	5	5	5	4	2	0	0																				
Class 3 - Single Steer or Heifer 441-510kg LW			5	5	5	5	5	4	2	0	0																				
Class 4 - Single Steer or Heifer 511-551+kg LW			5	5	5	5	5	4	2	0	0																				
P8 Fat Combine Points and Penalties																															
Score	0	1	2	3	4	5	6	7	8	9	10	11	12	13	14	15	16	17	18	19	20	21	22	23	24	25	26	27	28	29	30
Class 1 - Single Steer or Heifer 300-370kg LW	0	0	2	6	10	10	10	10	10	10	10	10	10	8	6	4	2	0	0	0	0	0	0	0	0	0	0	0	0	0	0
Class 2 - Single Steer or Heifer 371-440kg LW	0	0	2	4	6	10	10	10	10	10	10	10	10	10	8	6	4	2	0	0	0	0	0	0	0	0	0	0	0	0	
Class 3 - Single Steer or Heifer 441-510kg LW	0	0	0	2	4	6	10	10	10	10	10	10	10	10	10	10	8	6	4	2	0	0	0	0	0	0	0	0	0	0	
Class 4 - Single Steer or Heifer 511-551+kg LW	0	0	0	0	0	2	6	10	10	10	10	10	10	10	10	10	10	10	8	6	4	2	0	0	0	0	0	0	0	0	
Rib Fat 10/11th rib Points and Penalties																															
Score	0	1	2	3	4	5	6	7	8	9	10	11	12	13	14	15	16	17	18	19	20	21	22	23	24	25					
Class 1 - Single Steer or Heifer 300-370kg LW	0	0	4	10	10	10	10	10	10	8	6	4	2	0	0	0	0	0	0	0	0	0	0	0	0	0	0	0	0		
Class 2 - Single Steer or Heifer 371-440kg LW	0	0	2	4	10	10	10	10	10	10	8	6	4	2	0	0	0	0	0	0	0	0	0	0	0	0	0	0			

Copyright © 2021 data42®

## 1.6 Exhibitors

Used for uploading/entering Exhibitor details including any data not collected during standard MSA grading i.e., Fat Distribution Score, P8 Fat (depending on processor), Live weights.

MSA Competition System - Test Competition 1! New User / UserLogout

- Home
- Comp List
- Details
- Lookup chart
- Exhibitors**
- Grade data
- Calculations
- Reporting
- Instructions

[Home](#) / Exhibitors

### Exhibitors

Below are the imported Exhibitors for this competition. It is best to delete the current exhibitors before you upload an updated Exhibitor file.  
Date and time last imported: **Thu, 01 Jan 70 10:00** - Last import file name: - Number of Exhibitors:

[Delete the current list](#)

Select an Exhibitor File

[Choose File](#) No file chosen

Import an Exhibitor File



[Import](#)

Count	Exhibitor Number	Exhibitor Name	MSA Plant	Killdate	Body Number	Pen Number	Class Number	Tag ID	Breed	Butt Shape	Weight Class	Fat Class	Live Sex	Live Weight	Dress %	Exhibitor P8	Exhibitor Fat Dist Score	Judges Score	Bruise Score AUS-MEAT
-------	------------------	----------------	-----------	----------	-------------	------------	--------------	--------	-------	------------	--------------	-----------	----------	-------------	---------	--------------	--------------------------	--------------	-----------------------

## 1.7 Grading Data

Used for uploading the grading file from the competition cattle.

Note: It is important to communicate this early with the Processor/processors as they will need to provide you with this file.

MSA Competition System - Test Competition 1

! New User / User
Logout

- Home
- Comp List
- Details
- Lookup chart
- Exhibitors
- Grade data
- Calculations
- Reporting
- Instructions

[Home](#) / Grading Data

### Grading Data

Below is the imported Grading Data for this competition. It is best to delete the Grade Data before you upload an updated Grading Data file.

Delete the grading data

File Name	Date/time	Line Count	File size
Select a Grading File			
<span style="border: 1px solid #ccc; padding: 2px 10px;">Choose File</span> <span style="background-color: #007bff; color: white; padding: 2px 10px; border-radius: 5px;">No file chosen</span>			
Import a Grading File			
<span style="background-color: #28a745; color: white; padding: 2px 10px; border-radius: 5px;">Import</span>			

MSA Count	MSA Plant	Body Killdate	Body No.	NLIS	RFID	Lot No.	Feed Type	Grade Date	Total Hscw	Sex	MSA Index	Opp. Index	HGP	Dent	P8 Fat	EPBI	Hump	Hump Hot	EMA	Oss Hot	AUS Mb	MSA Mb	Mc	Fc	RibFat	pH	Loin Temp	Hang	Rib	Grade Code	Fat Dist	Hide Puller	Fail Misc	S Yard	Grade Method
-----------	-----------	---------------	----------	------	------	---------	-----------	------------	------------	-----	-----------	------------	-----	------	--------	------	------	----------	-----	---------	--------	--------	----	----	--------	----	-----------	------	-----	------------	----------	-------------	-----------	--------	--------------




## 1.9 Reporting

We provide several different report styles and formats.

You will have the option of a pdf. reports dependent on what rules and how you have decided to score the Carcasses in the competition.

Another option is the csv. download of the full results this allows the quick rearrangement and copying to your own competition specific reporting format.


MSA Competition System - Test Competition 1

New User / User
Logout

- Home
- Comp List
- Details
- Lookup chart
- Exhibitors
- Grade data
- Calculations
- Reporting**
- Instructions

[Home](#) / Competition Reporting - Test Competition 1 - 48887f64-40a0-1A29-6608-35D6707DE848

### Competition Reporting

Competition full name (250)

Short Title (100)      Date (yyyy-mm-dd)      Actual No. of Exhibitors      Actual No. of Head

Report Title

Report Sub Title

Notes about the plant(s)

Notes about MSA involvement

Notes about the grading and data collection

---

#### Classes Reports - Individual animal body based reports

Class	Long Title	Report Type 2 Common	Report Type 2 Common PDF	Report Type 3 Fat Dist. points	Report Type 3 Fat Dist. points PDF	Report Type 4 All points	Report Type 4 All points PDF
1	Class 1 - Single Steer or Heifer 300-370kg LW						
2	Class 2 - Single Steer or Heifer 371-440kg LW						
3	Class 3 - Single Steer or Heifer 441-510kg LW						
4	Class 4 - Single Steer or Heifer 511-551+kg LW						

## 1.10 Instructions

Within this tab you will be able to source various instructions on the Competition Model & have access to the MSA Led-Steer pathway information to ensure that led competition cattle remain MSA eligible.

## 2. Using the model

### 2.1 Step 1 (Select Competition, Double check the details & competition rules)

To start, navigate to the Competition List by selecting the comp list from the left-hand side manual. Next select the competition you would like to run by clicking on the edit link.

The screenshot shows the MSA Competition System interface. On the left is a navigation menu with items: Home, Comp List, Details, Lookup chart, Exhibitor, Grade dat, Calculation, Reporting, and Instructions. A red arrow points from the 'Comp List' menu item to a box containing the instruction: "1. Navigate to the Competition List". The main content area displays a table titled "MSA Competition System" with the following data:

Count	Competition GUID	Short Title	Comp Type	Date	Exhibitors planned	Head planned	Exhibitors Actual	Exhibitors Head Actual	Head Actual	Duplicate Exhib	Duplicate Grading	Matched Exhib	Unmatched Exhib	Matched Grading	Unmatched Grading	Edit
1	48887f64-40a0-1a29-6608-35d6707de848	Test Competition 1	Individual	Thu, 01 Jun 23	0	0	0	0	0	0	0	0	0	0	0	

A red arrow points from the 'Edit' link in the table to a box containing the instruction: "2. Select the most appropriate competition."

Once you have selected the competition it will open the Competition details page. Double check the Competition details. As a User you have the ability to change a few details here however any cells that are 'greyed' cannot be changed, if changes are to be made, please call: MSA Enquiries on 1800 111 672.

Home / MSA Competition System - Test Competition 1

Home / Competition Details - Test Competition 1

Competition full name (2RS)  
Test Competition 1

Short Title (100)  
Test Competition 1

Date yyyy-mm-dd  
2023-06-01

Actual No. of Exhibitors  
0

Actual No. of Head  
0

Report Title  
Test Competition 1

Report Sub-Title  
Test Competition 1

Exhibitor CVI or manual  
CVI upload

Pen or Individual Animal based Competition  
Individual Animal Competition

Min Competition (Be careful hiding a comp as an email request is required for recovery)  
Visible

Eating Quality  
MSA/ED Points  
45

Market Specifications

ED Points Total  
45

Market Specifications

PE points  
10

RFT points  
10

MC points  
5

FC points  
0

EPQ points  
0

Market Specification Total Points  
25

LMI/SMY  
LMI points  
10

SMY/SMY points  
0

LMI/SMY Point Total  
10

Pen Bonus  
Pen Bonus MSA  
0

Pen Bonus LMI  
0

Pen Bonus MSA  
0

Pen Bonus Points Total  
0

Grand total  
ED Points Total  
45

Market Specification Total Points  
25

LMI/SMY Point Total  
10

Pen Bonus Points Total  
0

Grand total  
100

Notes about the plan(s)  
Test competition for training exercises only

Notes about MSA involvement

Notes about the grading and data collection

Update

Classes  
Classes for this competition:

Class	Long Title
1	Class 1 - Single Steer or Heifer 500-575kg LW
2	Class 2 - Single Steer or Heifer 571-645kg LW
3	Class 3 - Single Steer or Heifer 641-715kg LW
4	Class 4 - Single Steer or Heifer 711-851kg LW

Double check Competition rules and point allocation from the Lookup chart from the left-hand Menu.

This will open in a separate Tab & you have the ability to download this as a pdf if scoring needs to be discussed with an organisation or board. Please review this carefully as it will contain the Class definitions & point allocations for each class.



## 2.2 Step 2 (Input of Exhibitor data)

For the input of the Exhibitor data, this can be completed either via manual data entry or by csv upload. A high attention to detail must be applied when filling out the csv. file and uploading this to the model. However, this is a lot quicker for competitions with a large number of exhibitors.

To select your preferred upload method, go to the Competition Detail page and select either CSV Upload or Manual from the drop-down menu.

MSA Competition System - Test Competition 1

Home / Competition Details - Test Competition 1

### Competition Details

Competition full name (250)  
Test Competition 1

Short Title (100) Date (yyyy-mm-dd) Actual No. of Exhibitors Actual No. of Head  
Test Competition 1 2023-06-01 0 0

Report Title Report Sub Title  
Test Competition 1 Test Competition 1

Exhibitor CSV or manual Pen or Individual Animal based Competition Hide Competition (Be careful hiding a comp as an email request is required for recovery)  
CSV upload Individual

Eating Quality MSA/EQ Points EQ Points Total  
45 45

Market Specifications

P8 points	+	RFT points	+	MC points	+	FC points	+	EFDS points	=	Market Specification Total Points
10		10		5		0		0		25

LMY/SMY

EMA points	+	SMY/LMY points	=	LMY/SMY Point Total
30		0		30

Pen Bonus

Pen Bonus HSCW	+	Pen Bonus LMY	+	Pen Bonus MSA	=	Pen Bonus Points Total
0		0		0		0

Grand total

EQ Points Total	+	Market Specification Total Points	+	LMY/SMY Point Total	+	Pen Bonus Points Total	=	Grand total
45		25		30		0		100

Notes about the plant(s)  
Test competition for training exercises only.

Notes about MSA involvement

Notes about the grading and data collection

Update

1. Select the preferred method from the drop-down menu.

2. Update the competition using the update button.

### 2.2.1 Manual Data Entry

When using the Manual Data Entry, for each body number, the Exhibitor data must be added individually, once the whole line has been entered select “Add New Exhibitor”. That line of data will be entered and appear below on the screen.

**1. Enter the Exhibitor details in the boxes.**

Exhibitor Number (R)	Exhibitor Name (R)	MSA Plant (R)	Killdate(R) (yyyy-mm-dd)	Body Number (R)	Pen Number	Class Number(R)	Tag ID	Breed	Butt Shape	Weight Class	Fat Class	Live Sex	Live Weight	Dress %	Exhibitor P8	Exhibitor Fat Dist Score	Judges Score	Bruise Score AUS-MEAT
2	Test Producer 2	CC44	2023-06-09	2	2	2	267	Angus					488		5	5		

**2. Enter the Exhibitor details click "Add new Exhibitor record".**

**3. Next the exhibitor record will appear here.**

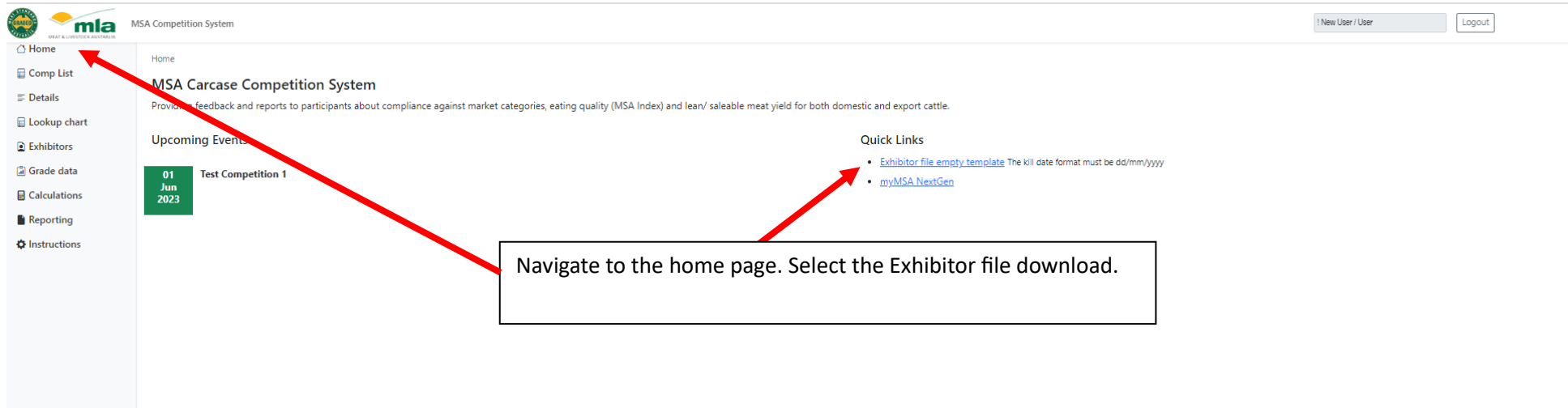
Exhibitor Number	Exhibitor Name	MSA Plant	Killdate	Body Number	Pen Number	Class Number	Tag ID	Breed	Butt Shape	Weight Class	Fat Class	Live Sex	Live Weight	Dress %	Exhibitor P8	Exhibitor Fat Dist Score	Judges Score	Bruise Score AUS-MEAT
1	Test Producer	CC44	Fri, 09 Jun 23	1	1	1	204	Angus					498		7	2.5		

**4. If an error occurs, delete that Exhibitor record, and re-enter the details.**

Count	Exhibitor Number	Exhibitor Name	MSA Plant	Killdate	Body Number	Pen Number	Class Number	Tag ID	Breed	Butt Shape	Weight Class	Fat Class	Live Sex	Live Weight	Dress %	Exhibitor P8	Exhibitor Fat Dist Score	Judges Score	Bruise Score AUS-MEAT	Delete
1	1	Test Producer	CC44	Fri, 09 Jun 23	1	1	1	204	Angus					498		7	2.5			<input type="button" value="X"/>

## 2.2.2 Excel converted to CSV. File Upload

For a csv. file upload it is important to ensure the file formatting and headers are not altered. To begin download the Exhibitor file template which can be downloaded from the Home Tab.



The screenshot shows the MSA Competition System interface. The top navigation bar includes the MSA logo, the text "MSA Competition System", and user options "New User / User" and "Logout". The left sidebar contains a menu with items: Home, Comp List, Details, Lookup chart, Exhibitors, Grade data, Calculations, Reporting, and Instructions. The main content area displays "Home", "MSA Carcase Competition System", a description of the system, "Upcoming Events" with a calendar for "01 Jun 2023" and "Test Competition 1", and "Quick Links" with two links: "Exhibitor file empty template" and "myMSA NextGen". A red arrow points from a text box to the "Home" menu item, and another red arrow points from the same text box to the "Exhibitor file empty template" link.

Home

MSA Carcase Competition System

Providing feedback and reports to participants about compliance against market categories, eating quality (MSA Index) and lean/ saleable meat yield for both domestic and export cattle.

Upcoming Events

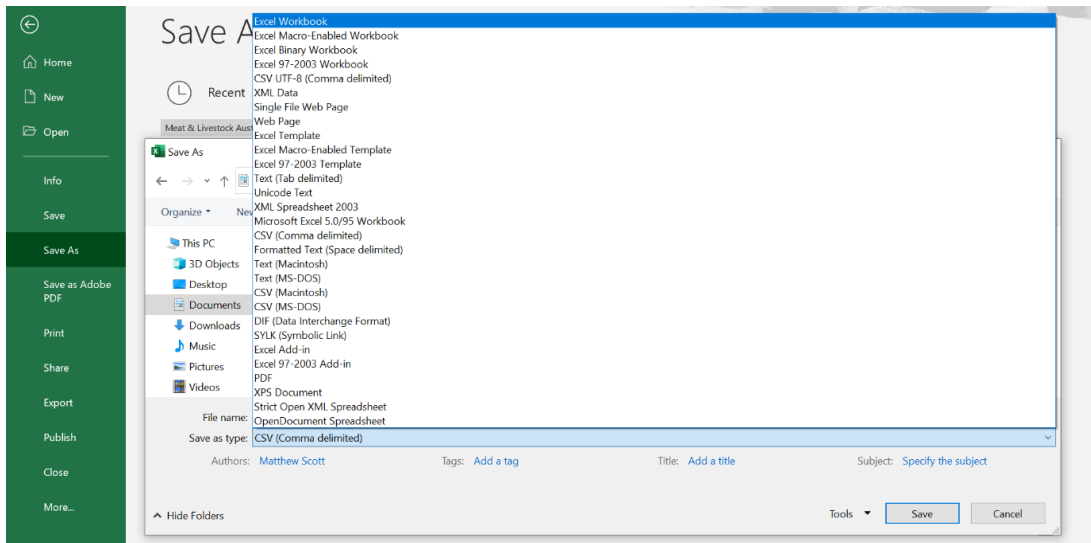
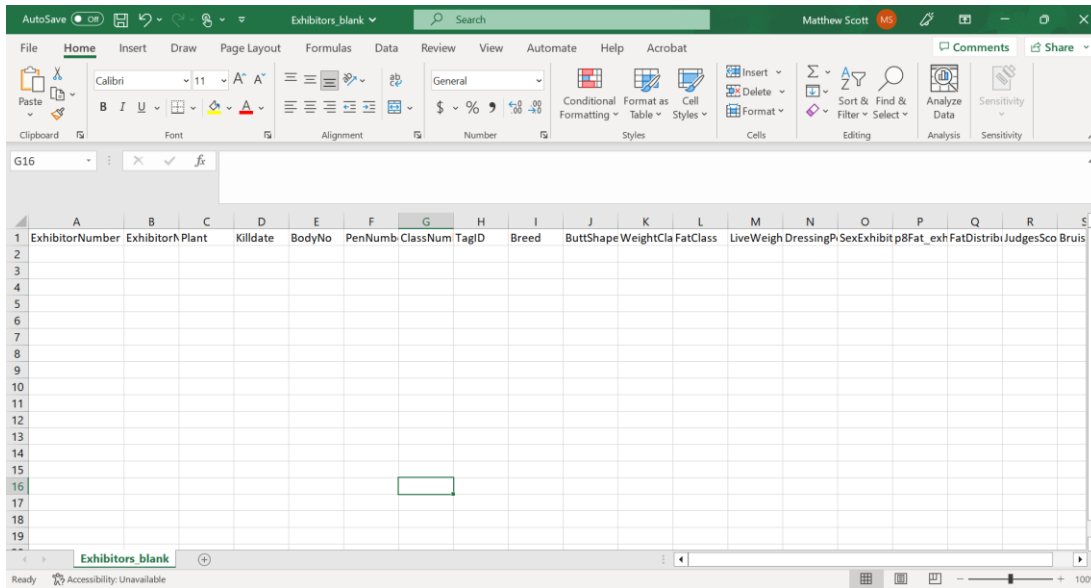
01 Jun 2023 Test Competition 1

Quick Links

- [Exhibitor file empty template](#) The kill date format must be dd/mm/yyyy
- [myMSA NextGen](#)

Navigate to the home page. Select the Exhibitor file download.

The link will open a CSV. File. **Note:** this will resemble an excel file however must be changed to an excel file type before editing and converted back to a csv. file before uploading to the competition model. (see below)



## Key Requirements for the csv. formatting

- Do not change the column headings.
- The Date must be in the following format: dd/mm/yyyy (you may need to change the date format to ensure this format including zeros in front of single digits i.e., 02/12/2023)
- The Plant MSA Number must be 4 digits, If the plant number starts with a zero you will need to format those cells as text so that the 4 digits including leading zeros are present.
- The following columns are mandatory and must have data entered: Exhibitor Number, Exhibitor Name, Plant, Kill Date, Body No., Pen Number, Class Number, TagID.

Once the exhibitor file has been completed, the file will need to be saved back as a csv.

4. If an error in the Exhibitor data is identified following upload delete the file here.

1. Click Choose file to open file explorer and select the Exhibitor file.

2. Once the Exhibitor file has been selected, Click import to import the file.

3. Once imported this table will be populated with all the Exhibitors

Exhibitor Number	Exhibitor Name	MSA Plant	Kill Date	Body Number	Pen Number	Class Number	Tag ID	Breed	Butt Shape	Weight Class	Fat Class	Live Sex	Live Weight	Dress %	Exhibitor FE	Exhibitor Fat Diet Score	Judges Score	Breake Score A/B-M&A?
------------------	----------------	-----------	-----------	-------------	------------	--------------	--------	-------	------------	--------------	-----------	----------	-------------	---------	--------------	--------------------------	--------------	-----------------------

Note: occasionally you may need to click import twice for all the details to appear.

## 2.3 Step 3 (Uploading Grading data)

The screenshot shows the 'Grading Data' page in the MSA Competition System. On the left, a navigation menu lists options like Home, Comp List, Details, Lookup chart, Exhibitors, Grade data, Calculator, Reporting, and Instructor. The main content area has a 'Delete the grading data' button and a 'Choose File' button. Below these is an 'Import a Grading File' section with an 'Import' button. At the bottom, a table with many columns is visible, including 'Count', 'MSA Pin', 'Killdate', 'Study No.', 'NLS', 'RFID', 'Lot No.', 'Feed Type', 'Grade Date', 'Total Hwt', 'Sex', 'MSA Index', 'Opp Index', 'HGP', 'Dewt', 'PE Fat', 'EPFI', 'Hump', 'Hump Hwt', 'EMA', 'Ota', 'Ota Hwt', 'AUS Mb', 'MSA Mb', 'Mc', 'Fc', 'RibFat', 'pH', 'Lean Temp', 'Hump', 'Rib', 'Grade Code', 'Fat Dist', 'Hide Pulver', 'Fat Misc', 'S Test', and 'Grade Method'.

5. If the wrong file is uploaded delete the originally uploaded file prior to uploading the correct grading data.

2. Click Choose file to open file explorer and select the Exhibitor file.

1. Select Grade Data from the left-hand menu.

3. Click Import.

4. Grade Data will appear here. If it does not appear click Import again.

## 2.4 Step 4 (Calculating Results)

The screenshot shows the 'Competition Calculations' page in the MSA Competition System. The left-hand menu has 'Calculations' selected. The main content area has a 'Calculate Results' button highlighted with a red arrow. Below the buttons is a table with columns for Exhibitor, Total MSA, Marketing Specifications, Total MMY, Lean Meat Yield, Total LMY, Total, Overall Place, Class Place, Pen Score, Total Pen, Disqualifications, Grand Total, Pen Overall Place, and Pen Class Place. A red arrow points to the 'Export Full Results data' button.

1. Select Calculations from the left-hand menu.

3. Select Calculate Results.

4. Calculated Results will appear below.

2. Multiple sorting options are available and full results can be downloaded here.

## 2.5 Step 5 (Quick check points)

Once the results are calculated they will be presented in the table.

It is important to double check all results before the release of results to the Exhibitors.

## 2.6 Step 6 (Generating Reports)

MSA Competition System - Test Competition 1

Sarah / User Logou

Home

Comp List

Details

Lookup chart

Exhibitors

Grade data

Calculations

Reporting

Insitutions

Competition full name (250)  
Test Competition 1

Short Title (100) Date (yyyy-mm-dd) Actual No. of Exhibitors Actual No. of Head  
Test Competition 1 2023-06-01 0 0

Report Title  
Test Competition 1

Report Sub Title  
Test Competition 1

Notes about the plant(s)  
Test competition for training exercises only.

Notes about MSA involvement

Notes about the grading and data collection

Classes Reports - Individual animal body based reports

Class	Long Title	Report Type 2 Common	Report Type 2 Common PDF	Report Type 3 Fat Dist. points	Report Type 3 Fat Dist. points PDF	Report Type 4 All points	Report Type 4 All points PDF
1	Class 1 - Single Steer or Heifer 300-370kg LW	<input type="checkbox"/>	<input type="checkbox"/>	<input type="checkbox"/>	<input type="checkbox"/>	<input type="checkbox"/>	<input type="checkbox"/>
2	Class 2 - Single Steer or Heifer 371-440kg LW	<input type="checkbox"/>	<input type="checkbox"/>	<input type="checkbox"/>	<input type="checkbox"/>	<input type="checkbox"/>	<input type="checkbox"/>
3	Class 3 - Single Steer or Heifer 441-510kg LW	<input type="checkbox"/>	<input type="checkbox"/>	<input type="checkbox"/>	<input type="checkbox"/>	<input type="checkbox"/>	<input type="checkbox"/>
4	Class 4 - Single Steer or Heifer 511-551+kg LW	<input type="checkbox"/>	<input type="checkbox"/>	<input type="checkbox"/>	<input type="checkbox"/>	<input type="checkbox"/>	<input type="checkbox"/>

1. Select Reporting from the left-hand menu.

2. Select the most appropriate Report.

**Note:** If Excel is required select Report Type 4 All points and select CSV download as below.

- Home
- Comp List
- Details
- Lookup chart
- Exhibitors
- Grade data
- Calculations
- Reporting
- Instructions

[Home](#) / [Reports](#) / Report Type 4 - All points for Class 1

## Report Type 4 - All points

[Export Results data](#)

### Test Competition 1

#### Class 1 - Single Steer or Heifer 300-370kg LW

[CSV of Report](#)

Exhibitor					Eating Quality								Total MSA /45	Rib QIR	
Name	Body	Tag	Live Weight	Breed	HSCW	HGP	Sex	Hump	Dis.	MSA Mb	ALJ Mb	pH	MSA Index		

Click CSV of Report to initiate the download of the Excel file.

### 3.0 MSA Eligibility for Competition Cattle

# Led steer competition pathway

## How to be MSA eligible



**A pathway is available which enables animals purchased from led steer competitions to be processed, graded and packed as MSA. The approval of this pathway provides cattle producers, involved in these competitions, the ability access MSA markets. To meet MSA requirements the competition committee/show society must ensure that:**

- **All** exhibitors in the competition are required to be MSA registered. It is not possible to have a mix of registered and non-registered exhibitors.
- The showground associated is required to be registered as an MSA producer (the showground will require a PIC and LPA to do this). Registration can be completed online at [mla.com.au/msa](https://mla.com.au/msa).
- Each exhibitor will need to supply the show committee with an MSA vendor declaration for the animals they bring to the contest.
- The showground is required to provide a single overarching National Vendor Declaration and MSA vendor declaration to the MSA licenced processor. A copy of the original owner paperwork must be included with this.
- All animals are to be on full feed and water prior to dispatch from the showgrounds.
- All animals are to be slaughtered within 24 hours of dispatch from the showgrounds.
- Cattle from **unled** and **prime stock** competitions are **NOT** eligible for an MSA pathway and cannot be processed as MSA.
- All animals must reside on the vendors property of origin for 30 days prior to the show and cannot attend other shows in those 30 days.
- Any cattle that are mixed, drafted or boxed while unaltered with other vendors' animals prior to transport for any purpose, will become ineligible for MSA.
- Milk Fed Vealers (MFV) are NOT eligible for the MSA Led Steer pathway.

**Information for processors:** Cattle must be processed following the MSA saleyard pathway. Please contact MSA prior to processing these animals to obtain credentials needed to complete the data upload.

### For more information

Please contact Meat Standards Australia | 1800 111 672 | [msaenquiries@mla.com.au](mailto:msaenquiries@mla.com.au)

Released June 2023

**Please ensure that the society/committee get in touch with the MSA team prior to the competition to ensure eligibility of the animals at processing.**